



CTBUH Research Paper

ctbuh.org/papers

Title: **The Global Tall Building Picture: Impact of 2017**

Authors:

Subject: Architectural/Design

Publication Date: 2018

Original Publication: CTBUH Journal 2018 Issue I

Paper Type:

1. Book chapter/Part chapter
2. **Journal paper**
3. Conference proceeding
4. Unpublished conference paper
5. Magazine article
6. Unpublished

© Council on Tall Buildings and Urban Habitat /

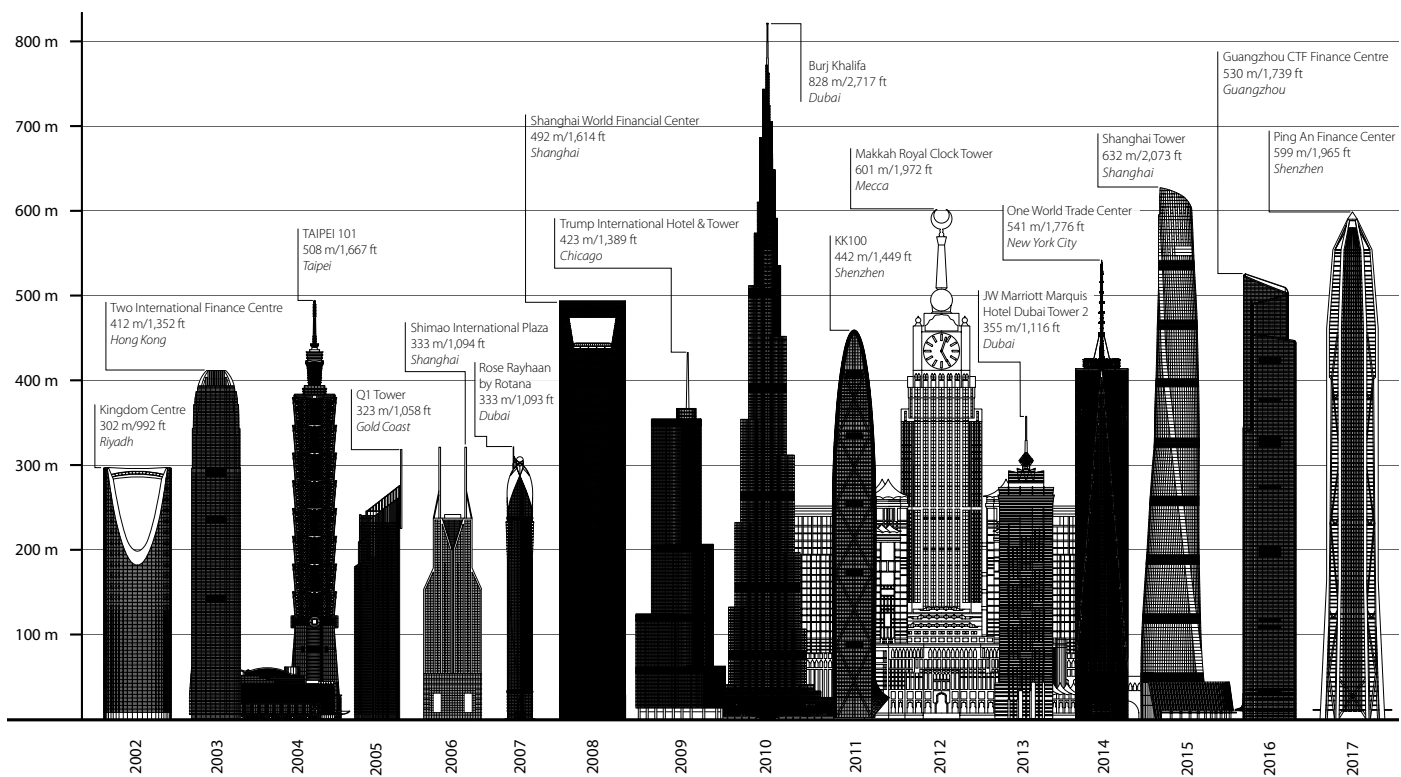
Tall Buildings in Numbers

The Global Tall Building Picture: Impact of 2017

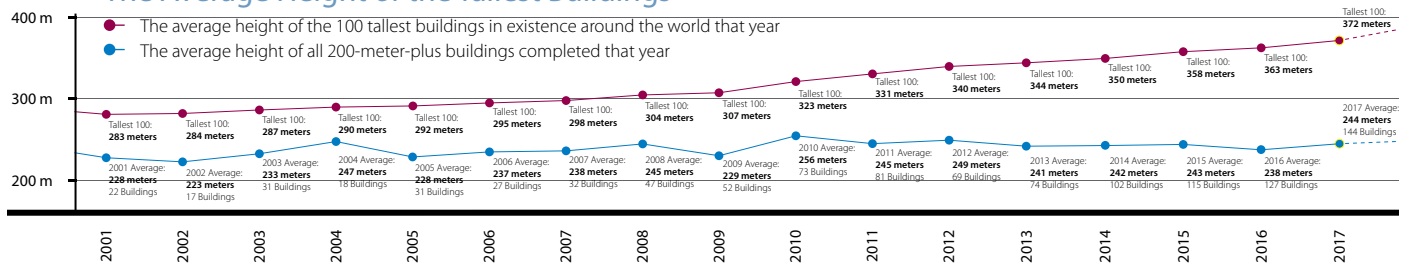
In 2017, 144 buildings of 200 meters' height or greater were completed. This is the fourth record-breaking year in a row, and it brings the total number of 200-meter-plus buildings in the world to 1,319, marking an increase of 12.3% from 2016, and a 402% increase from 2000, when only 263 existed. Asia continued to be the most dominant region in terms of skyscraper construction, and China within it, as in several years previously. For more analysis of 2017 completions, see *CTBUH Year in Review: Tall Trends of 2017*, pages 44–51.

World's Tallest Building Completed Each Year

Starting with the year 2002, these are the tallest buildings that have been completed globally each year.



The Average Height of the Tallest Buildings



Year	Total Height (meters)
2003	17,357
2004	24,399
2005	27,669
2006	30,301
2007	35,145

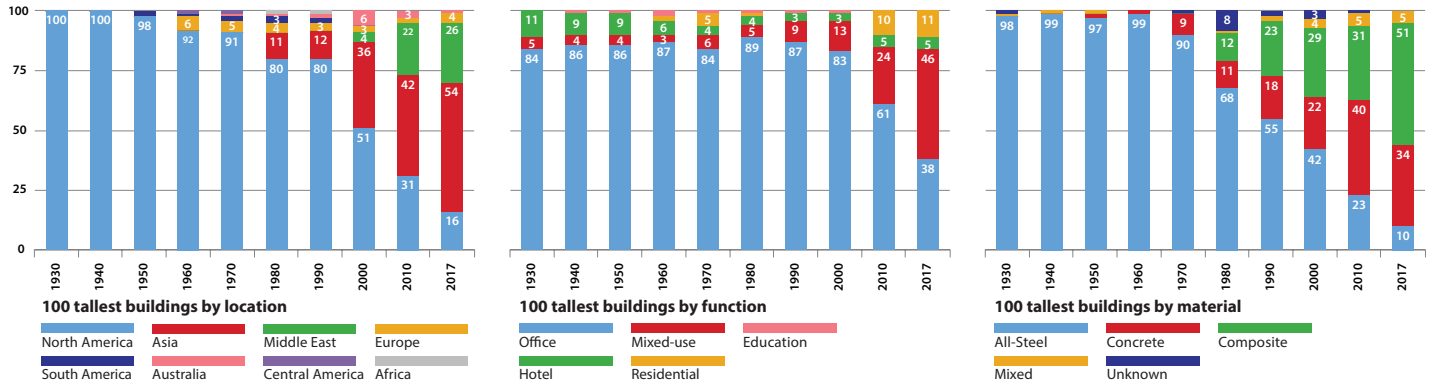
28

28 cities got a new tallest building – a new record

Ping An Finance Center, Shenzhen, at 599 meters, was the tallest building to complete in 2017. It is now the world's fourth-tallest building.

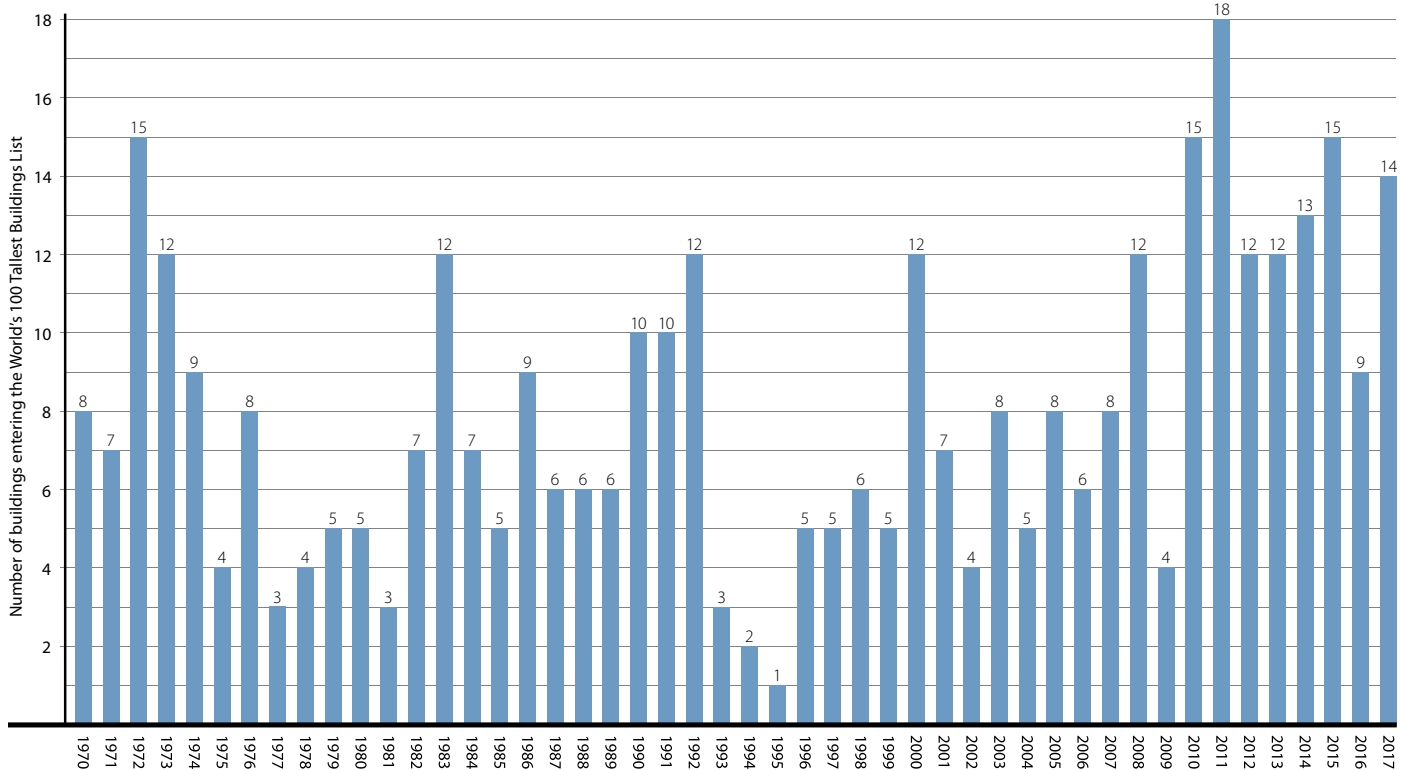
World's Tallest 100: Analysis

As the graphs below show, Asia and the Middle East continue to ascend, while the mixed-use plurality deepens, along with the rise of composite structures.



Number of Buildings Entering the World's 100 Tallest by Year

A total of 14 buildings made it into the global 100 Tallest list in 2017, an upward swing from last year, when only nine buildings entered the list.



69 cities completed a building of 200 meters' height or greater.

372

The average height (in meters) of the World's 100 Tallest Buildings

2017 saw Huachuang International Plaza Tower 1, Changsha, as the only "supertall" (300 m+) building never to enter the World's 100 Tallest Buildings list.