

# Tall Buildings in Numbers

## All Buildings 200 meters or Taller Completed in 2013 (73 no.)

Asia Middle East North America Central America Europe

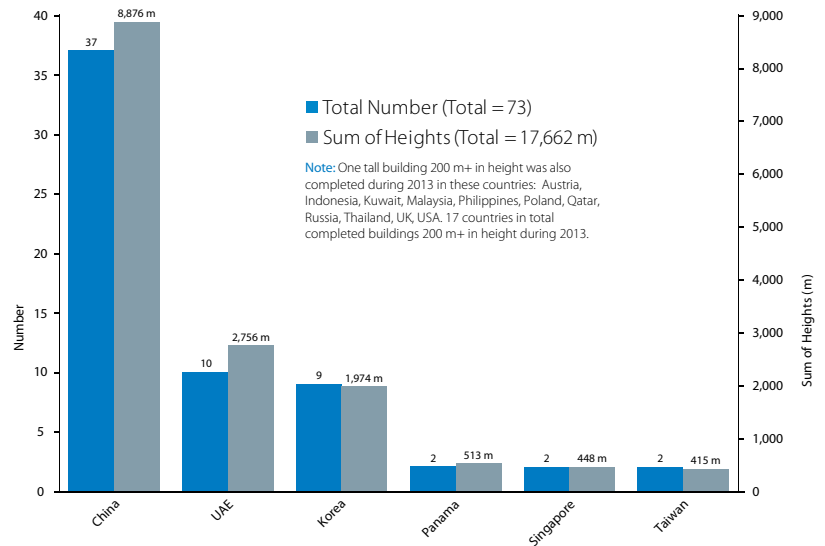
Rank	Building Name	City	Stories	m	ft
1	JW Marriott Marquis Hotel Dubai Tower 2	Dubai, UAE	82	355	1166
2	Mercury City Tower	Moscow, Russia	75	339	1112
3	Modern Media Center	Changzhou, China	57	332	1089
4	Al Yaqoub Tower	Dubai, UAE	69	328	1076
=5	The Landmark	Abu Dhabi, UAE	72	324	1063
=5	Deji Plaza	Nanjing, China	62	324	1063
7	Cayan Tower	Dubai, UAE	73	307	1008
=8	East Pacific Center Tower A	Shenzhen, China	85	306	1004
=8	The Shard	London, UK	73	306	1004
10	Dongguan TBA Tower	Dongguan, China	68	289	948
11	United International Mansion	Chongqing, China	67	287	942
12	Chongqing Poly Tower	Chongqing, China	58	287	941
13	Shimao International Center Office Tower	Fuzhou, China	56	273	896
14	Suzhou Center	Suzhou, China	52	268	879
15	Bicsa Financial Center	Panama City, Panama	66	267	876
16	East Pacific Center Tower B	Shenzhen, China	72	261	856
17	Jing An Kerry Centre Tower 2	Shanghai, China	58	260	853
=18	Garden Square	Shanghai, China	63	258	846
=18	The Metropolitan Office Tower	Tianjin, China	53	258	846
=18	Radisson Plaza Hotel Xiaoshan Tower 1	Hangzhou, China	50	258	846
21	Conrad Hotel	Dubai, UAE	51	255	837
22	Gramercy Residences	Makati, Philippines	73	250	820
23	Yoo and Arts Tower	Panama City, Panama	78	246	808
24	Shenzhen Stock Exchange Plaza	Shenzhen, China	46	246	806
25	Federation of Korean Industries Head Office Building	Seoul, South Korea	50	245	805
26	The Westin Chongqing Liberation Square	Chongqing, China	54	245	805
=27	Longemont Asia Pacific Center Tower A	Shenyang, China	56	245	804
=27	Longemont Asia Pacific Center Tower B	Shenyang, China	56	245	804
29	World Trade Center Doha	Doha, Qatar	51	241	791
=30	ASPIN Commercial Tower	Dubai, UAE	60	240	787
=30	Central Bank of Kuwait	Kuwait City, Kuwait	42	240	787
32	Anhui International Trade Center Tower 1	Hefei, China	57	239	783
=33	The Gate Residential Tower 1	Abu Dhabi, UAE	66	238	781
=33	The Gate Residential Tower 2	Abu Dhabi, UAE	66	238	781
=33	The Gate Residential Tower 3	Abu Dhabi, UAE	66	238	781
36	Reflection Jomtien Beach Oceanfront Tower	Pattaya, Thailand	57	234	768
37	St. Regis Luxury Hotel	Abu Dhabi, UAE	51	233	765
38	Jinso Tower	Nanjing, China	56	232	761
39	Tanhyun Doosan We've the Zenith 105	Goyang, South Korea	59	230	755
40	1717 Broadway	New York City, USA	65	230	754
41	Marina Bay Suites	Singapore, Singapore	66	227	744
42	Anhui Province Radio & TV Center	Hefei, China	46	227	743
43	China Merchants Tower & Woods Park	Shenzhen, China	38	225	738
44	Tanhyun Doosan We've the Zenith 104	Goyang, South Korea	57	224	735
45	Asia Square Tower 2	Singapore, Singapore	46	221	727
46	DC Tower 1	Vienna, Austria	60	220	722
47	C&D International Tower	Xiamen, China	49	219	720
48	Nanhu Mingdu Plaza	Nanning, China	47	218	715
49	Liyuan Skyline City	Nanning, China	57	218	715
=50	Tanhyun Doosan We've the Zenith 106	Goyang, South Korea	54	215	705
=50	Tanhyun Doosan We've the Zenith 103	Goyang, South Korea	54	215	705
=50	Tanhyun Doosan We've the Zenith 102	Goyang, South Korea	54	215	705
53	Xiamen Financial Centre	Xiamen, China	49	213	698
=54	Tanhyun Doosan We've the Zenith 101	Goyang, South Korea	53	212	696
=54	Tanhyun Doosan We've the Zenith 107	Goyang, South Korea	53	212	696
=54	Sky Tower B2	Wroclaw, Poland	50	212	696
57	Lifestyle Center Main Tower	Shijiazhuang, China	55	212	694
58	Peace Hotel Tower B	Nanchang, China	64	210	689
59	Farglory Financial Center	Taipei, Taiwan	32	208	683
=60	The City Center @ Batavia City	Jakarta, Indonesia	47	208	682
=60	China Merchants Bank Mansion	Shanghai, China	37	208	682
62	Far Eastern Banciao Tower	Banqiao, Taiwan	50	207	680
63	Tanhyun Doosan We've the Zenith 108	Goyang, South Korea	51	206	676
64	Jahe Plaza	Dalian, China	54	205	673
65	Golden Mansion Center	Tianjin, China	36	203	666
66	Century Plaza Tower 1	Liuzhou, China	57	203	664
=67	Innovation & Entrepreneurship Tower	Harbin, China	40	201	659
=67	Yuxi Mining Building	Yuxi, China	39	201	659
=69	Aiqun Huijing Wan Tower A	Guangzhou, China	49	200	656
=69	Aiqun Huijing Wan Tower B	Guangzhou, China	49	200	656
=69	Lot G Office Towers	Kuala Lumpur, Malaysia	45	200	656
=69	Phoenix International Book City East Tower	Suzhou, China	42	200	656
=69	Palm Springs International Center Tower 1	Chengdu, China	41	200	656

Note: Ranking is determined by feet. All heights are rounded to the nearest whole number.

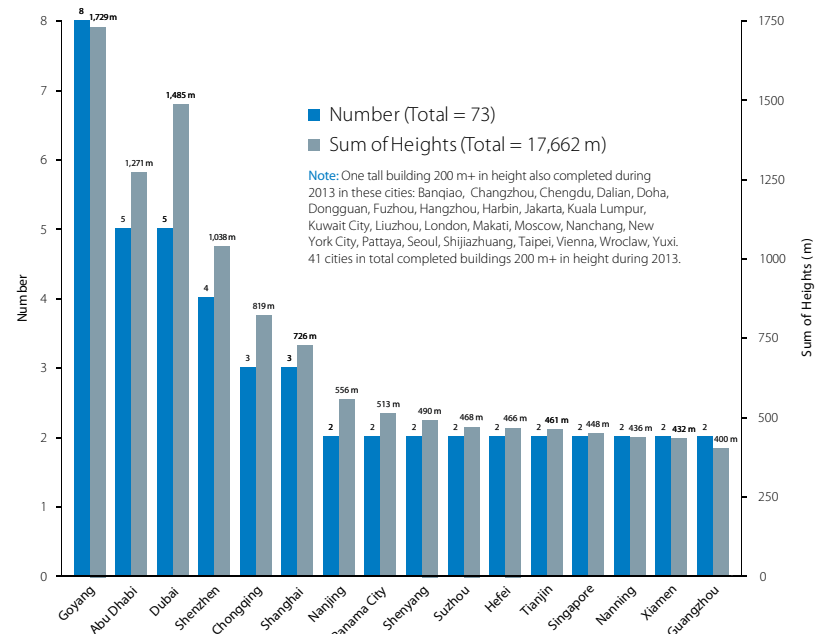
## 2013: A Tall Building Review

Note: For a detailed overview of tall building construction in 2013, see pages 40-47

### Tall Buildings 200 meters or Taller Completed in 2013: by Country



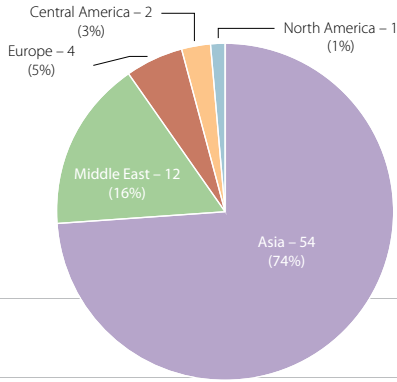
### Tall Buildings 200 meters or Taller Completed in 2013: by City



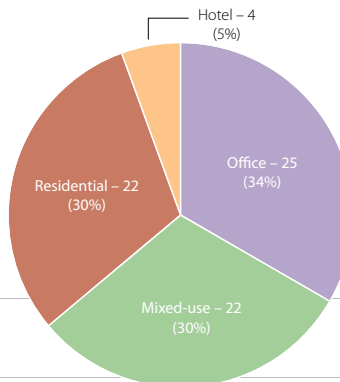
For the fourth year running, nine supertall buildings were completed in 2013. These 36 supertalls are almost half the total number of supertalls that currently exist (77 total)

Led by JW Marriott Marquis Hotel Dubai Tower 2, for the second year in a row, three of the five tallest buildings completed this year are located in the United Arab Emirates

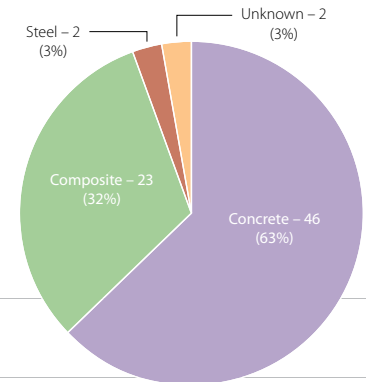
Tall Buildings 200 meters or Taller Completed in 2013: by Region



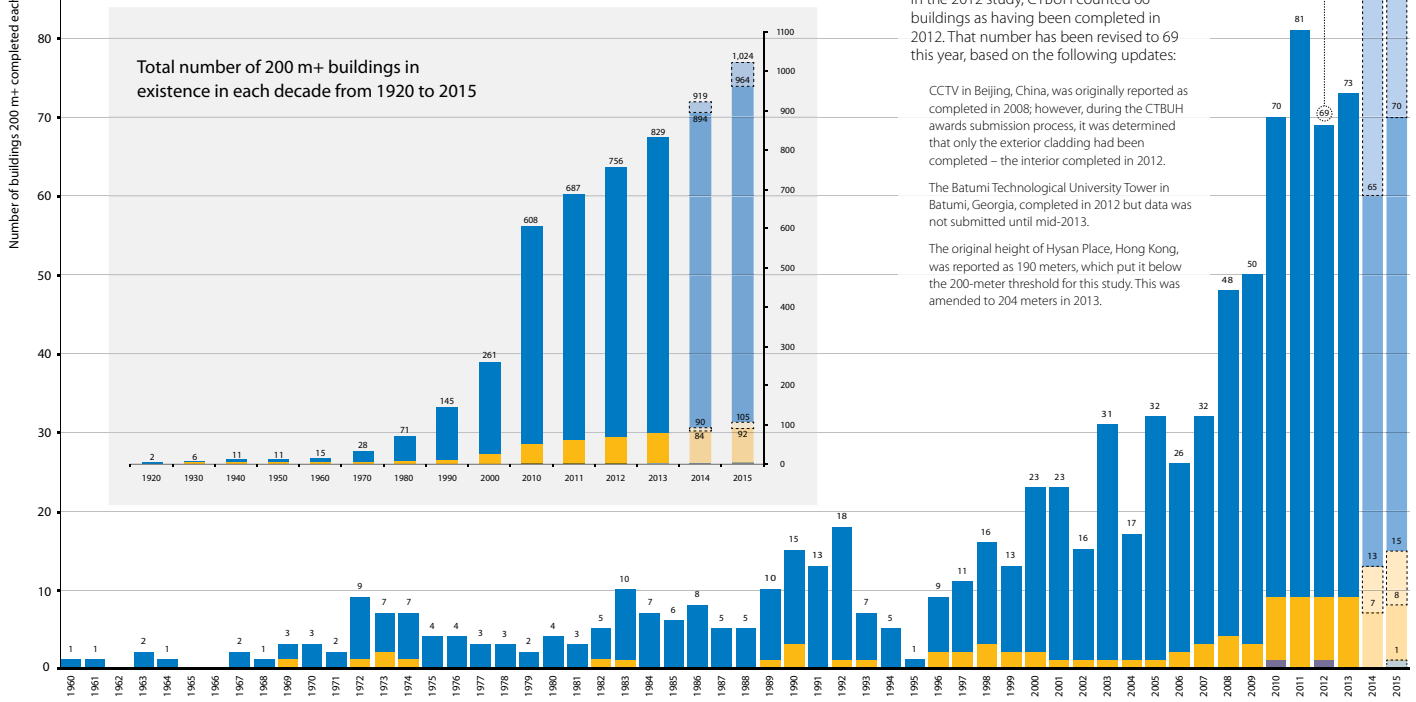
Tall Buildings 200 meters or Taller Completed in 2013: by Function



Tall Buildings 200 meters or Taller Completed in 2013: by Structural Material



Tall buildings 200 meters or taller completed each year from 1960 to 2015



In the 2012 study, CTBUH counted 66 buildings as having been completed in 2012. That number has been revised to 69 this year, based on the following updates:

- CCTV in Beijing, China, was originally reported as completed in 2008; however, during the CTBUH awards submission process, it was determined that only the exterior cladding had been completed – the interior completed in 2012.
- The Batumi Technological University Tower in Batumi, Georgia, completed in 2012 but data was not submitted until mid-2013.
- The original height of Hysan Place, Hong Kong, was reported as 190 meters, which put it below the 200-meter threshold for this study. This was amended to 204 meters in 2013.

Number of 200 m+ buildings

Number of supertalls (300 m+)

Number of megatalls (600 m+)

Projected number of 200 m+ buildings

Projected number of supertalls (300 m+)

Projected number of megatalls (600 m+)

Notes:

1. We can predict 2014–2015 building completions with some accuracy due to projects now in advanced construction.
2. Totals after 2001 take into account the destruction of the World Trade Center Towers 1 and 2.

For the sixth year in a row, China completed the most 200m+ buildings of any country in the world; the 37 buildings in China were spread across 22 cities

Europe has two of the tallest 10 tallest buildings completed in 2013, the first time since 1953

The sum of all the 200+ meter buildings completed in 2013 was 17,662 meters, the second-tallest year in history, after 2011