

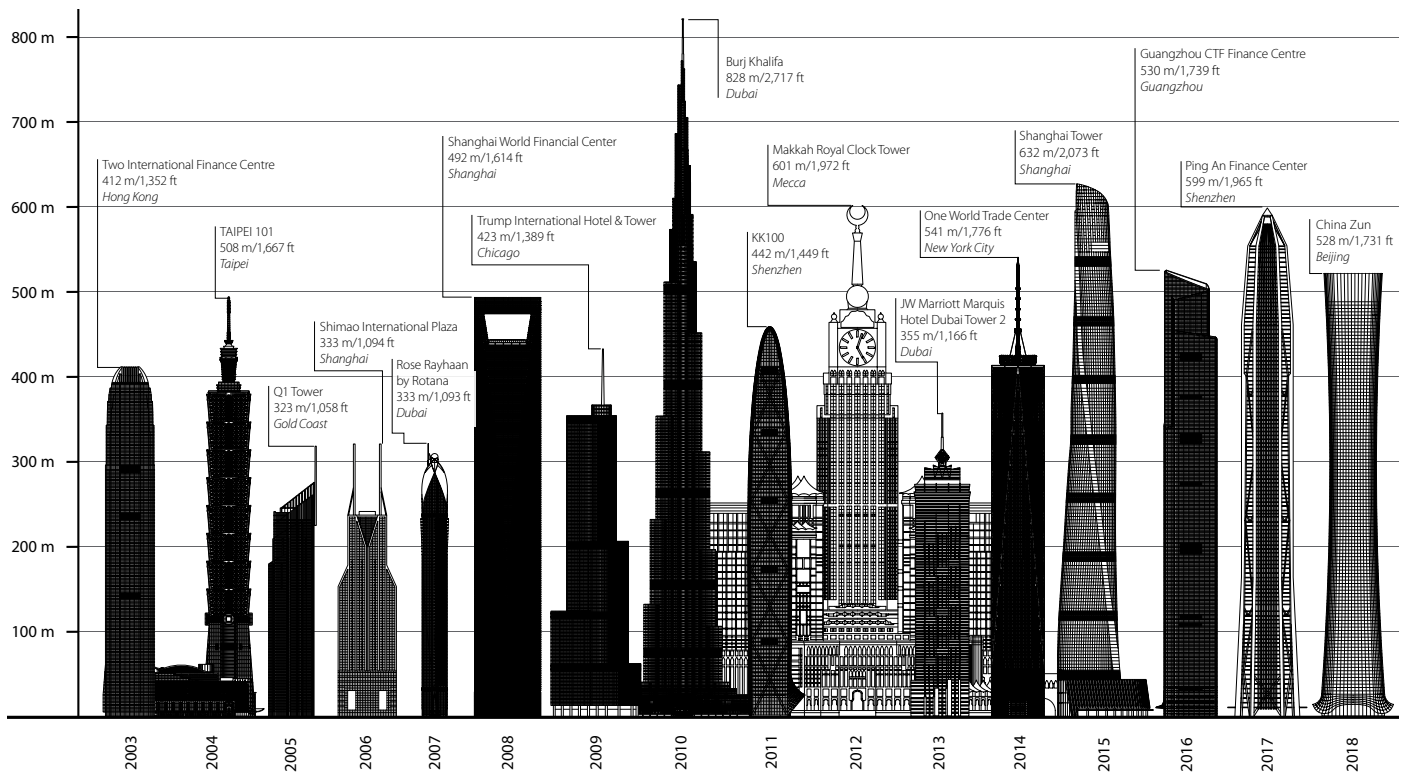
Tall Buildings in Numbers

The Global Tall Building Picture: Impact of 2018

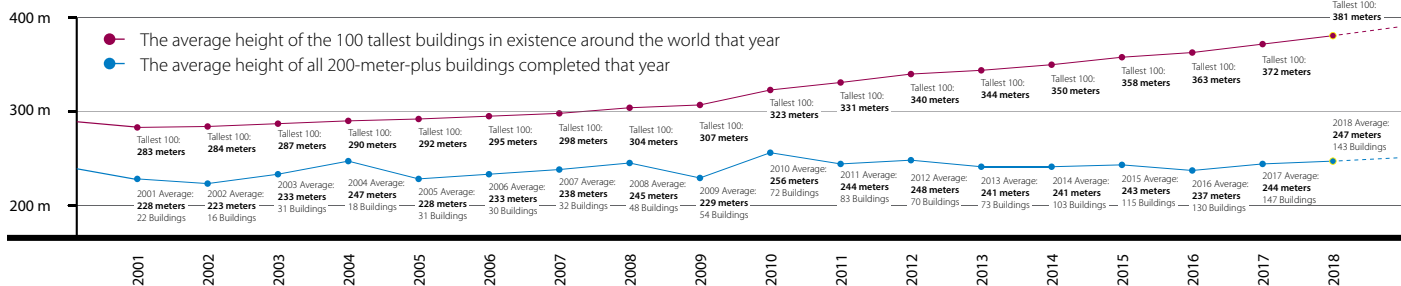
In 2018, 143 buildings of 200 meters' height or greater were completed. This is a slight decrease from 2017's record-breaking total of 147, and it brings the total number of 200-meter-plus buildings in the world to 1,478, marking an increase of 141 percent from 2010, and 464 percent from 2000, when only 262 existed. Asia continued to be the most dominant region in terms of skyscraper construction, and China within it, as in several years previously. For more analysis of 2018 completions, see "CTBUH Year in Review: Tall Trends of 2018," pages 40-47.

World's Tallest Building Completed Each Year

Starting with the year 2003, these are the tallest buildings that have been completed globally each year.



The Average Height of the Tallest Buildings



88

China recorded 88 completions, the most by a single country, beating its own record by two. Eight is a lucky number in China.

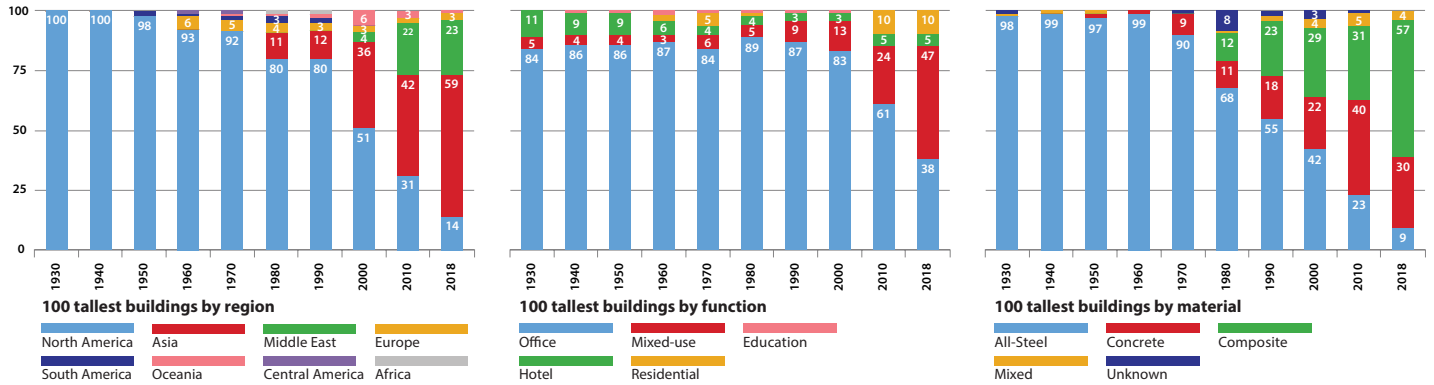
China Zun, at 528 meters, was the tallest building to complete in 2018. It is now the world's eighth-tallest building.

18

A record number (18) of **supertall (300 m+)** buildings completed in 2018.

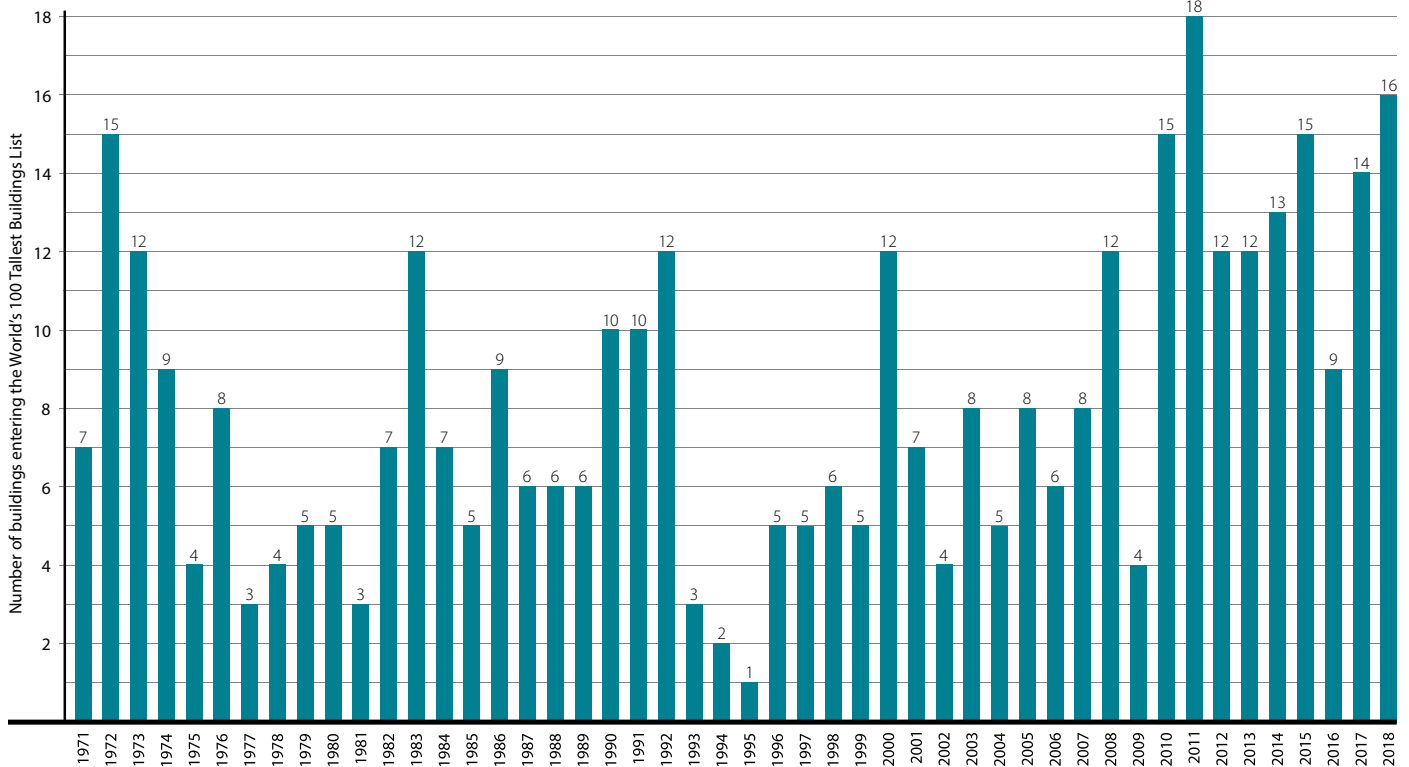
World's Tallest 100: Analysis


A plurality of the world's tallest 100 buildings are located in Asia, have a mix of uses, and employ composite structural systems.



Number of Buildings Entering the World's 100 Tallest by Year

A total of 16 buildings entered the global 100 Tallest list in 2018, just below the 2011 record of 18.






The **BD Bacata Torre 1**, Bogota, Colombia's new tallest building, began life as a "crowdfunding" project with small individual investments.

353

The **average height** in meters of the 20 Tallest Buildings completed in 2018.



The two tallest buildings to finish in **San Francisco** in 2018 have tech companies Facebook and Salesforce as main tenants.