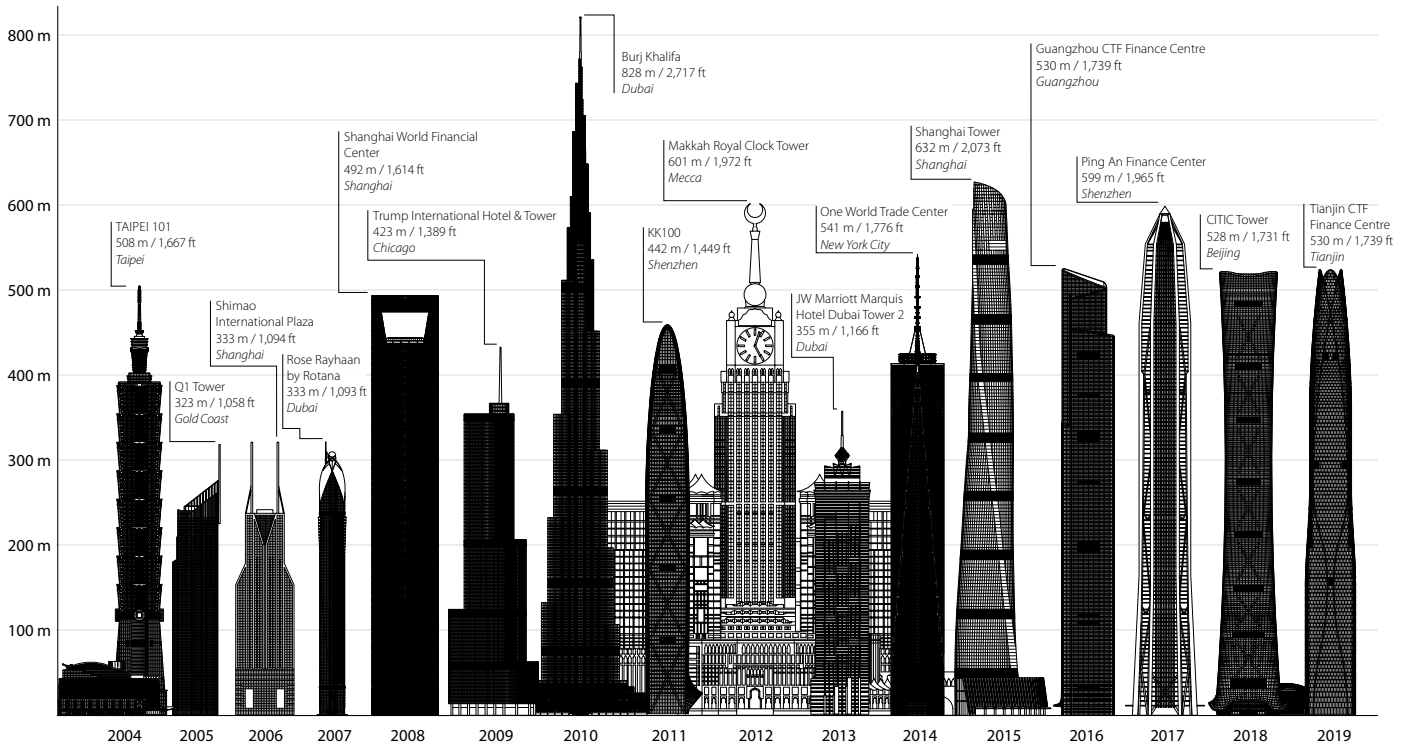


The Global Tall Building Picture: Impact of 2019

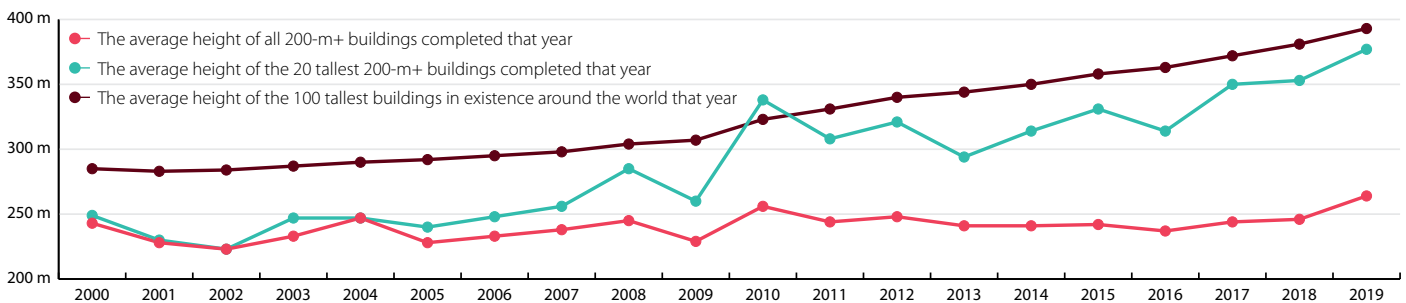
In 2019, 126 buildings of 200 meters' height or greater were completed. This was a 13.7 percent decrease from 146 in 2018. The total number of 200-meter-plus buildings worldwide now stands at 1,603, up from 1,477 in 2018. This is a 163 percent increase over 2010, and a 519 percent increase from 2000, when only 259 such buildings existed. Asia continued to be the most dominant region in terms of skyscraper construction, however, China's relative influence has waned somewhat. For more analysis of 2019 completions, see "CTBUH Year in Review: Tall Trends of 2019," page 42).

World's Tallest Building Completed Each Year

Starting with the year 2004, these are the tallest buildings that have been completed globally each year.




The Average Height of the Tallest Buildings



Tianjin CTF Finance Centre, at 530 meters, the tallest building to complete in 2019, is tied for **seventh-tallest** building in the world with its sister, **Guangzhou CTF Finance Center**.

26

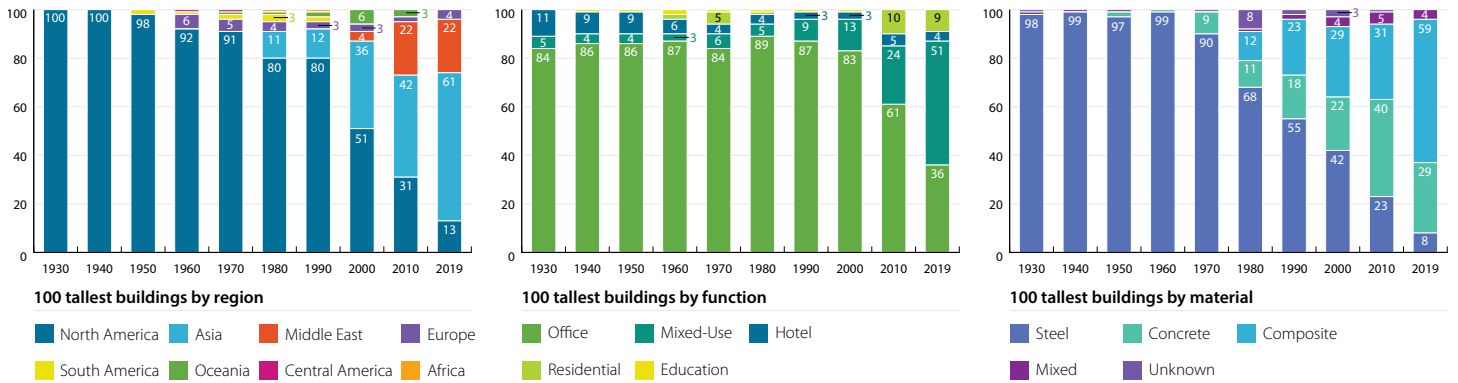
A record number of **supertall** (300-m+ buildings) completed in 2019.



Algeria and Africa got a new tallest building: **The Great Mosque of Algiers** (265 meters).


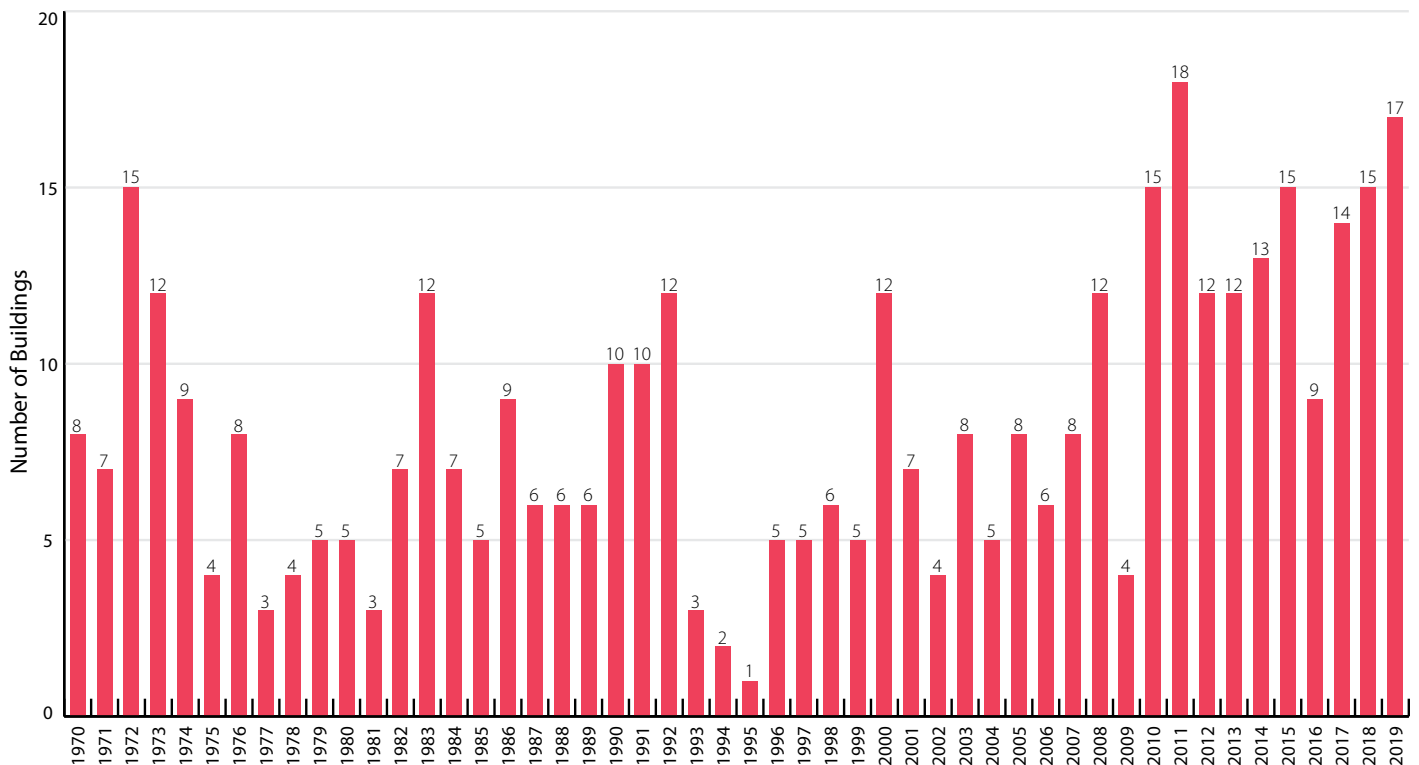
World's Tallest 100: Analysis

A plurality of the world's tallest 100 buildings are located in Asia, have a mix of uses, and employ composite structural systems.



Number of Buildings Entering the World's 100 Tallest by Year

A total of 17 buildings entered the global 100 Tallest list in 2019, just below the 2011 record of 18.



Of the **126** 200-meter-plus buildings completed in 2019, **seven** were **265 meters** tall, the most common shared height.

377

The average height in meters of the **20 tallest buildings** completed in 2019.



All eight of the buildings over 200 meters completed in **Chongqing** were in the same complex, **Raffles City**.